



EC145 Stylence 09. Photos: Eurocopter© Eric Raz. Corporate Communications Department.
Stylence and EC145 are registered trademarks of the Eurocopter Group.

Eurocopter reserves the right to make configuration and data changes at any time without notice.
The facts and figures contained in this document and expressed in good faith do not constitute any offer or contract with Eurocopter.



EC145

stylence®

Travel in Style

Specially designed for total passenger comfort, the EC145 Stylece merges aesthetics and advanced technology to create an unparalleled passenger experience.

The helicopter is no longer simply a means of transportation: the EC145 Stylece, with its sporty yet elegant atmosphere, invites passengers onboard via large sliding doors that provide easy cabin access. Inside, passengers discover the stylish comfort of the cabin and its various amenities while they admire the view from the large windows. With its low noise and vibration levels, corporate and private helicopter users alike can work or relax in the living space. What's more, even when passengers are onboard and comfortably seated, there is still more than enough space for a substantial amount of luggage to be easily loaded through the rear clamshell doors.

Boasting advanced avionics, easy maintenance and cost-effectiveness per flight hour, the EC145 Stylece is an environmentally-friendly aircraft with low fuel consumption and pollutant emissions. And last but not least, safety was also on Eurocopter's list of top priorities during the design phase: with features like energy-absorbing crew and passenger seats, fuselage, landing gear and fuel cells, plus high main and tail rotor ground clearance, passengers can simply sit back, unwind, and enjoy the flight. In Stylece.

Customizable seat configuration:

The exceptionally spacious cabin allows for a variety of seating arrangements.





Stylence package

- 1 - Carbon fiber inserts
- 2 - Personal Service Unit (PSU) with air and light outlets
- 3 - Armrest upholstered in leather
- 4 - Leather storage pouch
- 5 - Special painted interior
- 6 - Seat upholstered with perforated leather
- 7 - Aluminium seat structure (natural finishing)
- 8 - Carpet with leather trimming
- 9 - Air conditioning

Options

Separation wall

Console with cold box



Technical Data

Capacity

1-2 pilots + up to 8 passengers in Stylence seating configuration in the cabin

Weights

Maximum takeoff weight (MTOW)	3,585 kg	7,903 lbs
Useful load	1,793 kg	3,953 lbs

Performance (SL/ISA/MTOW)

Maximum cruising speed	246 km/h	133 kts
Maximum range with standard fuel tanks	680 km	370 nm

Power plant


2 Turbomeca Arriel 1E2

Maximum one engine inoperative (OEI), 2.5 minutes of power	574 KW	770 shp
------------------------------------------------------------	--------	---------


Dimensions

Length (rotor turning)	13 m	42.65 ft
Fuselage (length)	10.20 m	33.5 ft
Height	3.96 m	12.99 ft
Tail rotor clearance	2 m	6.56 ft


Stylence Carpet/Leather Combinations




Aubergine Carpet Harmony




Aubergine Leather Harmony




Chocolate Carpet Harmony




Chocolate Leather Harmony




Navy Blue Carpet Harmony



Navy Blue Leather Harmony



Carpet for Brick, Graphite and Camel Harmonies



Graphite Leather Harmony



Brick Leather Harmony



Camel Leather Harmony