



SUBJECT:

Required maintenance for the Adjustable Glare Shield MOD (P/N 130-885114).

APPLICABILITY :

Aircraft with the subject modification embodied in accordance with TCCA STC
No. O-LSH11-35 or any relevant foreign approvals.

THE INFORMATION CONTAINED IN THIS DOCUMENT SHALL BE TREATED AS THE PROPERTY OF EUROCOPTER CANADA LIMITED (ECL). THE RECIPIENT OF THIS DOCUMENT SHALL NOT DISCLOSE ANY INFORMATION CONTAINED HEREIN TO THIRD PARTIES WITHOUT THE WRITTEN PERMISSION OF ECL, AND SHALL NOT USE OR REPRODUCE THIS DOCUMENT IN WHOLE OR IN PART FOR ANY PURPOSE OTHER THAN ITS ORIGINALLY INTENDED PURPOSE, OR TO EVALUATE ITS CONTENTS.

	NAME AND SIGNATURE	DATE	COMPANY DEPARTMENT
PREPARED BY:	D. Kerr <i>D Kerr</i>	15 Aug., 2011	ECL ENGINEERING
PREPARED BY:			
CHECKED BY:	C. Timmins <i>C. Timmins</i>	16 th August 2011	ECL ENGINEERING
CHECKED BY:	M. Merritt <i>M Merritt</i>	2011-08-17	ECL QUALITY ASSURANCE
APP'D / ACCEPTED (Civil A/W Authority)	As per ICA Compliance Check Sheet <i>C. Timmins</i>	20 th Sept 2011	TCCA
RELEASED BY:	R. Manson <i>R Manson</i>	20 Sep 2011	ECL ENGINEERING



RECORD OF REVISIONS

Rev.	Pages at this Revision	Description, Reason Changed Pages	Prepared (name and date)	Checked (name and date)	App'd/Acc'd (Civil A/W Authority) (name and date)	Released (name and date)
0	1 through 12	Original Issue	See Page 1.	See Page 1.	See Page 1.	See Page 1.

NOTE: Revisions to this document will be distributed to operators of this equipment by the STC holder.

NOTE: Revised portions of affected pages are identified by a vertical black line in the margin adjacent to the change.

Transport Canada - Accepted

CONTENTS

SECTION	TITLE	PAGE
1	GENERAL	4
2	AIRWORTHINESS LIMITATIONS	9
3	CONTROL AND OPERATION	10
4	INSPECTION SCHEDULE AND MAINTENANCE ACTION	10
5	REPLACEMENT COMPONENTS AND REPAIR / OVERHAUL INFORMATION	11
6	TROUBLESHOOTING	11
7	SPECIAL TOOLING	11
8	REMOVAL AND REPLACEMENT	11
9	WEIGHT AND BALANCE DATA	12
10	PLACARDS AND MARKINGS	12

FIGURES

FIGURE	TITLE	PAGE
1	General Layout	4
2	Adjustable Glare Shield	5
3	Detail of Aft Section	6
4	Detail of Forward Section	7

TABLES

TABLE	TITLE	PAGE
1	Inspection Schedule and Maintenance Action Every 100 flight hrs or 12 months	10
2	Inspection Schedule and Maintenance Action Every 600 flight hrs or 24 months	10

Transport Canada - Accepted

1. GENERAL

- A. The subject Adjustable Glare Shield attaches to the existing instrument panel. Preset adjustment holes enable the glare shield to be adjusted to suit the pilots personal preference. The glare shield protects against glare on the windows and against incoming light on the screens while allowing better visibility of the upper portion of the instrument panel. Refer to Figure 1 for General Layout.

Before flight, the pilot adjusts the glare shield by loosening the wing head studs located on either side of the aft glare shield section. Once the suitable adjustment is made, the glare shield is secured to the spacers by tightening the wing head studs.

For instructions of initial installation, see IP-ECL-130.

Refer to Figure 1 for General Layout.

- B. These Instructions for Continued Airworthiness are applicable to aircraft with the subject modification embodied.

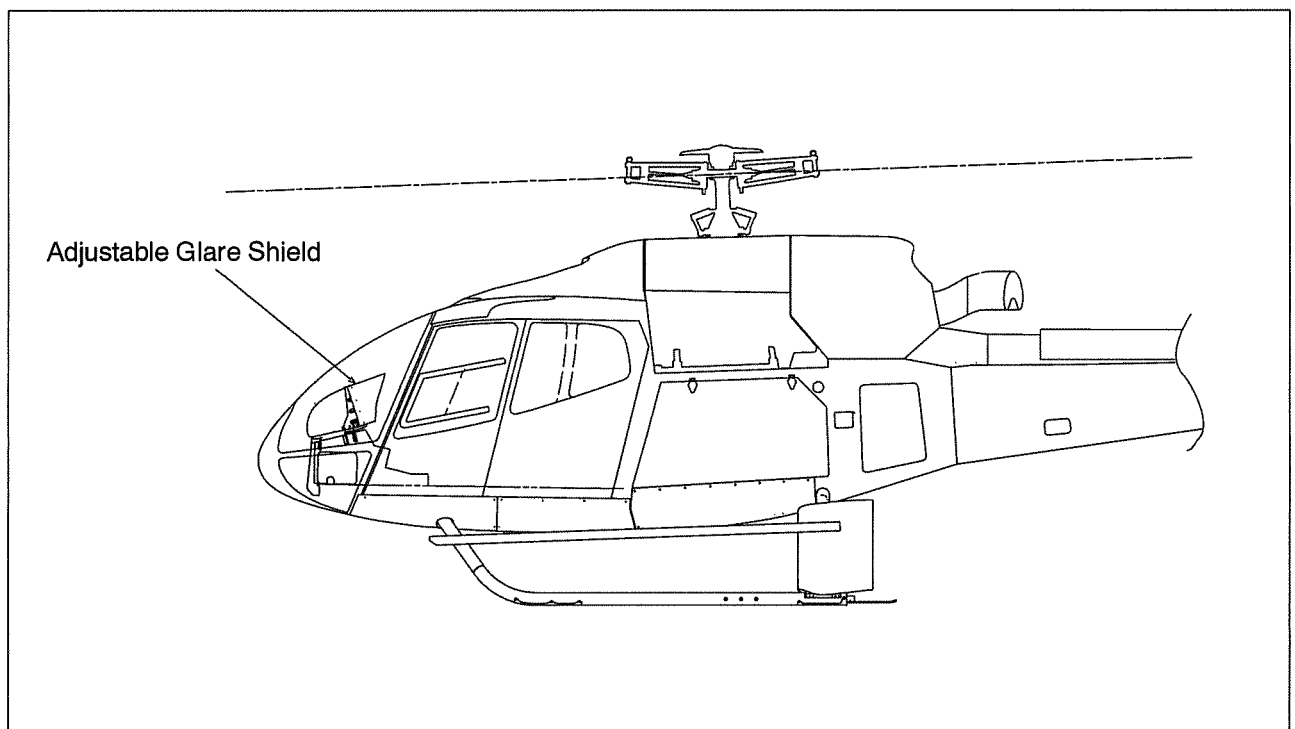


Figure 1 General Layout

Transport Canada - Accepted

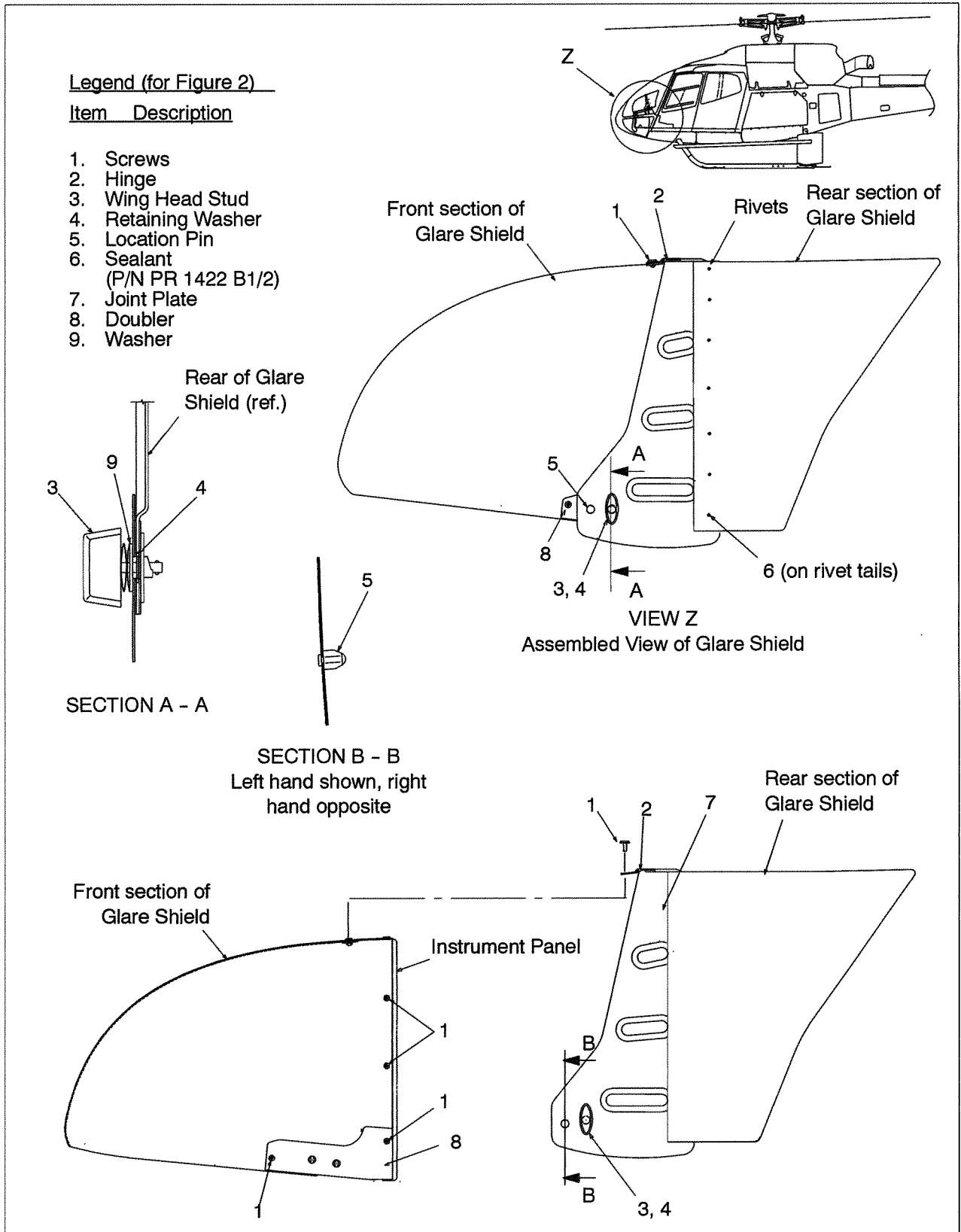


Figure 2 - Adjustable Glare Shield

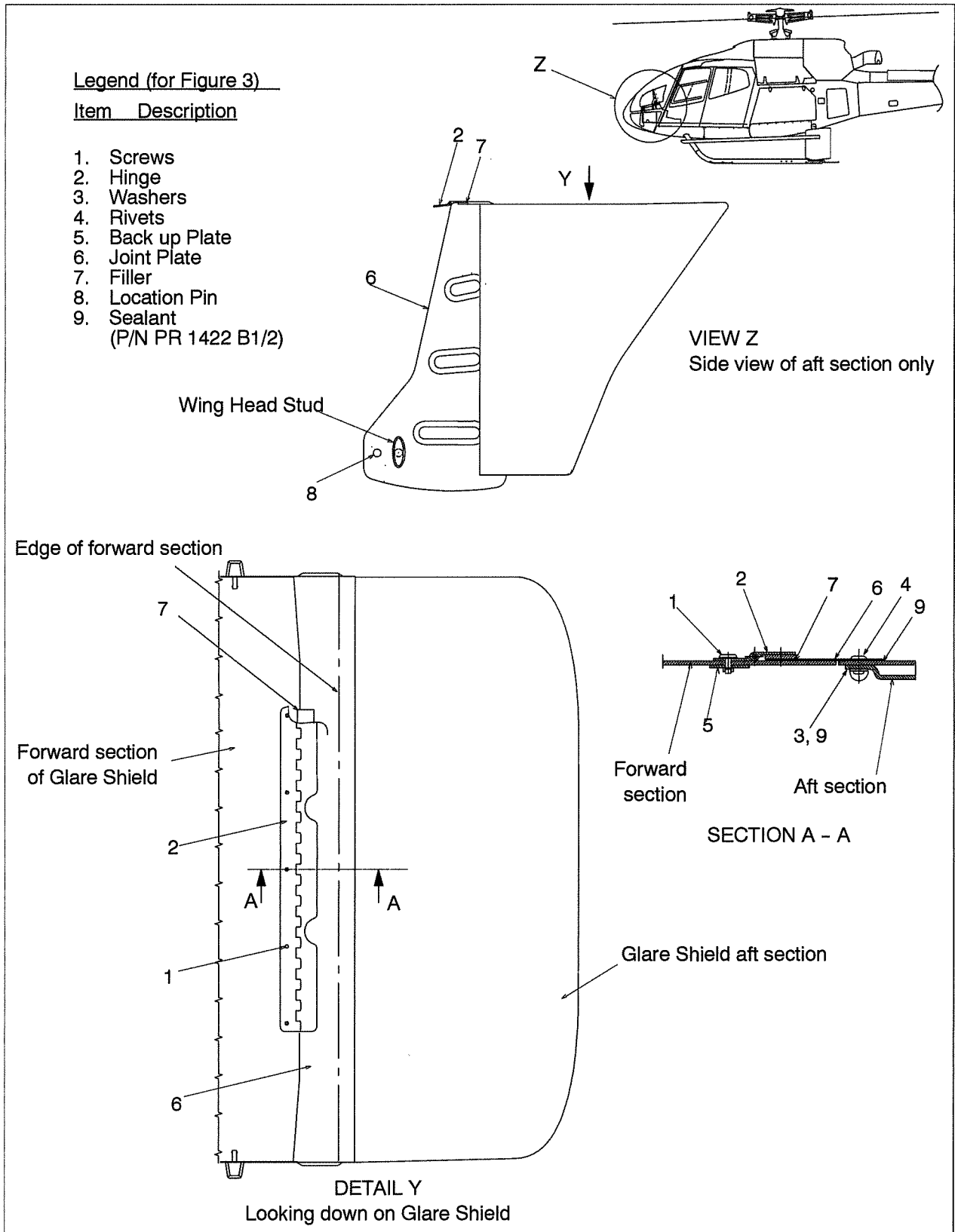


Figure 3 - Detail of Aft Section

Transport Canada - Accepted

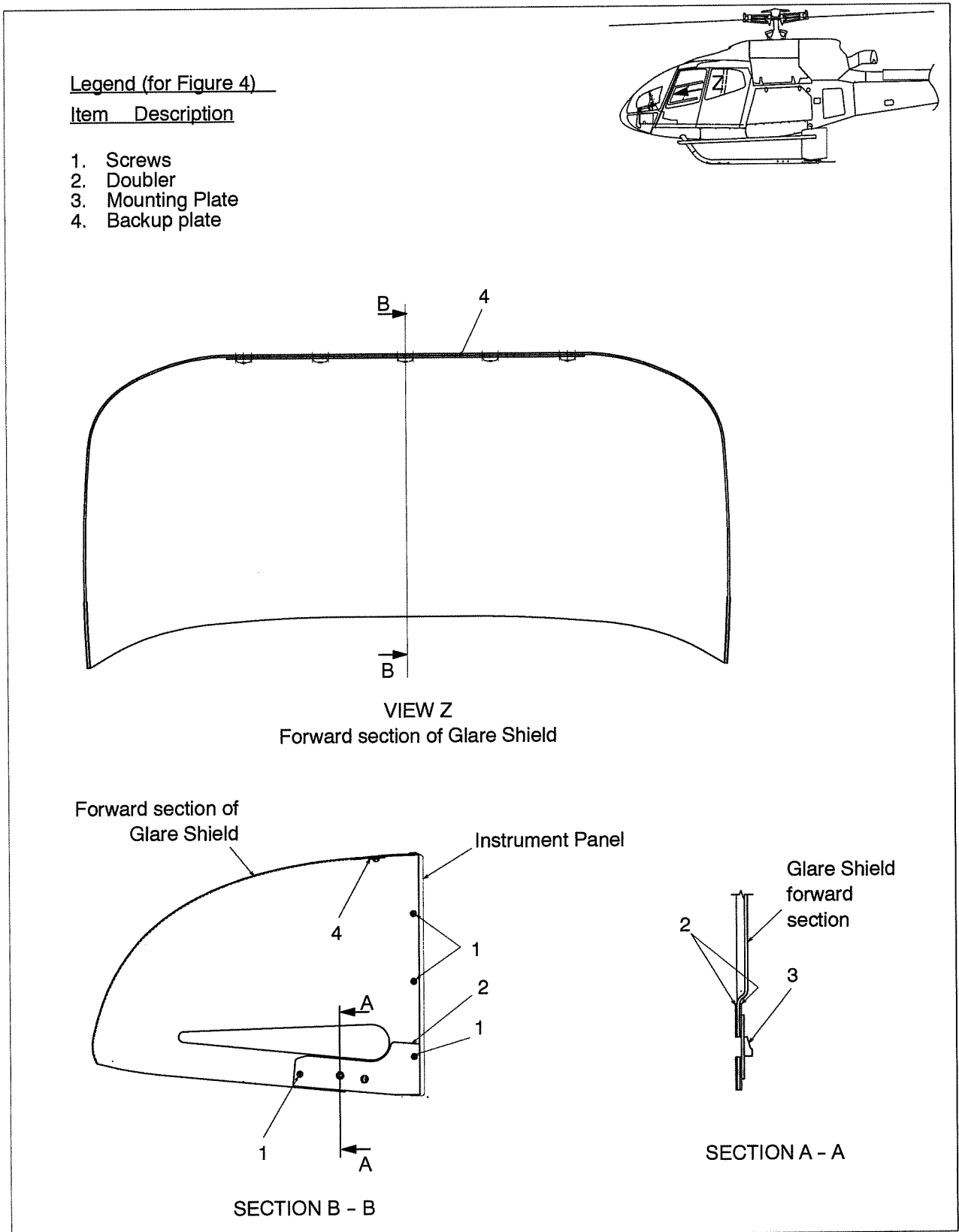


Figure 4 - Detail of Forward Section

Transport Canada - Accepted



C. REFERENCES

DOCUMENT	DOCUMENT TITLE
AMM	Aircraft Maintenance Manual

D. ABBREVIATIONS & DEFINITIONS

ABBREVIATION	DEFINITION
ECD	Eurocopter (Deutschland)
ECL	Eurocopter Canada Limited
hrs.	hours
MOD	Modification
OEM	Original Equipment Manufacturer
P/N	Part Number
ref.	reference

E. UNITS OF MEASUREMENT

ABBREVIATION / SYMBOL	UNIT OF MEASUREMENT
kg	kilogram
lb	pound
m	meter
mm	millimeters
in	inch

Transport Canada - Accepted

2. AIRWORTHINESS LIMITATIONS

The Airworthiness Limitations section is approved by the Minister and specifies maintenance required by any applicable airworthiness or operating rule unless an alternative program has been approved by the Minister.

No airworthiness limitations associated with this installation.

3. CONTROL AND OPERATION

Control and operation of the aircraft remains unchanged.

4. INSPECTION SCHEDULE AND MAINTENANCE ACTION

NOTE: Use torque per EC, MTC, Volume 2, Chapter 20.02.05.404, unless otherwise specified.

4.1. INSPECTION SCHEDULE

4.1.1. Every 100 flight hrs or 12 months (to coincide with the 100 hrs or 12 month helicopter inspection), whichever occurs first:

ITEM	INSPECTION OR MAINTENANCE WORK	CORRECTIVE ACTION
A	- Check Adjustable Glare Shield, shown in Figure 2 for a. security	a. Secure as required.

Table 1 Inspection Schedule and Maintenance Action
Every 100 flight hrs or 12 months, whichever occurs first

4.1.2. Every 600 flight hrs or 24 months, whichever occurs first:

ITEM	INSPECTION OR MAINTENANCE WORK	CORRECTIVE ACTION
A	- Check mounting hardware, item 1, that secures the hinge to the front section of the glare shield shown in Figures 2 and 3 for: a. security	a. Secure as required.
B	- Check mounting hardware, item 1, that secures the front section of the glare shield and doublers, item 2, to the instrument panel shown in Figure 4 for: a. security	a. Secure as required.
C	- Check wing head stud, item 3, shown in Figure 2 for: a. security	a. Secure as required.
D	- Check security of the location pin, item 5 in Figure 2 for: a. security	a. Secure as required.

Table 2 Inspection Schedule and Maintenance Action
Every 600 flight hrs or 24 months, whichever occurs first

4. INSPECTION SCHEDULE AND MAINTENANCE ACTION

4.1.2. Every 600 flight hrs or 24 months, whichever occurs first:

ITEM	INSPECTION OR MAINTENANCE WORK	CORRECTIVE ACTION
E	<ul style="list-style-type: none"> - Check dome seal covering rivets securing aft section of glare shield to joint plate, item 6 shown in Figure 2 for: <ul style="list-style-type: none"> a. deterioration 	<ul style="list-style-type: none"> a. Clean area and reseal with sealing compound (P/N PR 1422 B1/2) in accordance with EC, MTC, Volume 4, Chapter 20.05.01.219.
F	<ul style="list-style-type: none"> - Inspect glare shield shown in Figure 2 for: <ul style="list-style-type: none"> a. cracking 	<ul style="list-style-type: none"> a. No cracking is allowed. If cracking is found contact Eurocopter Canada Limited for replacement parts.

Table 2 Inspection Schedule and Maintenance Action
Every 600 flight hrs or 24 months, whichever occurs first

5. REPLACEMENT COMPONENTS AND REPAIR / OVERHAUL INFORMATION

No replacement components and repair/overhaul information required for this installation.

6. TROUBLESHOOTING

There are no unique characteristics which require troubleshooting techniques.

7. SPECIAL TOOLING

No special test equipment or tools are required. Standard tools are adequate.

8. REMOVAL AND REPLACEMENT

The Adjustable Glare Shield is a permanent installation.

9. WEIGHT AND BALANCE DATA

A. Removed Items

DESCRIPTION	WEIGHT		ARM		MOMENT	
	kg	lbs	m	in	kg m	lb in
Standard Glare Shield	0.00	0.0	0.00	0.0	0.00	0.0
Total	0.00	0.0	0.00	0.0	0.00	0.0

B. Added Items (7-Place configuration)

DESCRIPTION	WEIGHT		ARM		MOMENT	
	kg	lbs	m	in	kg m	lb in
Joint Plate	0.55	1.2	0.97	38.2	0.53	45.8
Hinge	0.09	0.2	0.97	38.2	0.09	7.6
Back up Plate	0.04	0.1	0.97	38.2	0.03	3.8
Filler	0.04	0.1	0.97	38.2	0.04	3.8
Doubler	0.09	0.2	0.97	38.2	0.09	7.6
Wing Head Stud	0.09	0.2	0.97	38.2	0.09	7.6
Misc. Hardware	0.20	0.4	0.97	38.2	0.19	15.3
Total	1.09	2.4	0.97	38.2	1.06	91.7

10. PLACARDS AND MARKINGS

There are no Placards or Markings with this modification.