

SUBJECT: LEFT SIDE PILOT CONFIGURATION (P/N 350-400004)

The subject left side pilot configuration is offered to provide better visibility during cargo sling operations and to improve space in the cabin for the installation of other optional equipment such as the Two Place Seat.

APPLICABILITY:

This Flight Manual Supplement shall be used when the Left Side Pilot Configuration (AS 350 BA/B2; Pre and Post Mod AMS 07-3274; P/N 350-400004), (AS 350 B2 Post Mod AMS 07-3283/07-4685; P/N 350-400004) and (AS 350 B2; Post Mod 07-4280; P/N 350-400004) is installed on the helicopter.

Department of Transport
(Canada) Approved

IMPORTANT NOTE








THE INFORMATION AND DATA CONTAINED IN THIS DOCUMENT SUPERSEDE OR SUPPLEMENTS THAT CONTAINED IN THE BASIC APPROVED FLIGHT MANUAL FOR THE AS 350 HELICOPTER IN THOSE AREAS LISTED HEREIN. FOR LIMITATIONS, PROCEDURES AND PERFORMANCE NOT CONTAINED IN THIS DOCUMENT REFER TO THE APPROVED FLIGHT MANUAL AND OTHER APPLICABLE APPROVED FLIGHT MANUAL SUPPLEMENTS.

SECTIONS 2, 3, 4, AND 5 OF THIS DOCUMENT COMPRISE THE APPROVED FLIGHT MANUAL SUPPLEMENT. COMPLIANCE WITH SECTION 2, LIMITATIONS, IS MANDATORY.

G. David
Senior Engineer, Aircraft Certification
Aircraft Certification (PAI)
Ontario Region

SECTIONS 1 AND 6 ARE UNAPPROVED AND ARE PROVIDED FOR INFORMATION ONLY.

THE INFORMATION CONTAINED IN THIS DOCUMENT SHALL BE TREATED AS THE PROPERTY OF EUROCOPTER CANADA LIMITED (ECL). THE RECIPIENT OF THIS DOCUMENT SHALL NOT DISCLOSE ANY INFORMATION CONTAINED HEREIN TO THIRD PARTIES WITHOUT THE WRITTEN PERMISSION OF ECL, AND SHALL NOT USE OR REPRODUCE THIS DOCUMENT IN WHOLE OR IN PART FOR ANY PURPOSE OTHER THAN ITS ORIGINALLY INTENDED PURPOSE, OR TO EVALUATE ITS CONTENTS.

	NAME AND SIGNATURE	DATE	COMPANY DEPARTMENT
PREPARED BY:	D. Kerr 	5 Sept, 2013	ECL ENGINEERING
PREPARED BY:			
CHECKED BY:	G. Krebs 	Sept 5, 2013	CHIEF TEST PILOT
CHECKED BY:	C. Timmins 	11 Sept, 2013	ECL ENGINEERING
APP'D / AGCEPTED (Civil A/W Authority)	G. David 	24 Oct 2013	TCCA
RELEASED BY:	P. Sharpe 	25 Oct 2013	ECL ENGINEERING



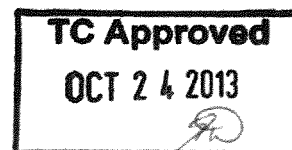
RECORD OF REVISIONS

Rev.	Pages at this revision	Description, Reason, Changed Pages	Prepared (name and date)	Checked (name and date)	App'd/Acc'd (Civil A/W Authority) (name and date)	Released (name and date)
0	1 through 2	Original Issue	H. Paulisch 9 April 1996	R. Manson 9 April 1996	TCCA G. David 12 April 1996	R. Manson 9 April 1996
1	1 through 2	Addition of text to Section 2. Limitations. (Page 2)	H. Paulisch		TCCA T. Gretton 21 May 1996	
2	1 through 2	Limitations and title page revised. (Pages 1 & 2)	H. Paulisch		TCCA T. Gretton 17 October 1996	
3	1 through 2	Updated page numbering. (Pages 1 to 2)	H. Paulisch 25 April 2002	C. Timmins 25 April 2002	TCCA E. Cheung 26 April 2002	R. Manson 26 April 2002
4	1 through 2	Addition of PRE & POST MOD AMS 07-3274 (Page 1)	D. Kerr 29 March 2010	C. Timmins 29 March 2010	TCCA G. David 11 March 2010	R. Manson 29 March 2010
5	1 through 2	NOTE referencing translation of AMS 07-3274. (Page 1)	D. Kerr 25 May 2010	C. Timmins 25 May 2010	TCCA G. David 20 May 2010	R. Manson 25 May 2010
6	1 through 10	Revised format. Addition of AMS 07-4280 Instrument Panel layout (Pages 3 - 10)	D. Kerr 24 October 2012	C. Timmins 29 October 2012	TCCA A. Pompei 29 October 2012	R. Manson 5 November 2012
7	1 through 12	Addition of POST MOD AMS 07-3283 which adds an idle stop and label to the throttle quadrant. Minor corrections. (Pages 3 to 10)	D. Kerr 25 July 2013	G. Krebs 25 July 2013	TCCA G. David 15 August 2013	P. Sharpe 9 September 2013
8	1 through 12	Revision to text: POST MOD AMS 07-3283 /07-4685. (Pages 4, 9 & 10)	See Page 1.	See Page 1.	See Page 1.	See Page 1.

NOTE: Revisions to this document will be distributed to operators of this equipment by the STC holder.

NOTE: Revised portions of affected pages are identified by a vertical black line in the margin adjacent to the change.

Transport Canada Approved






CONTENTS

SECTION	TITLE	PAGE
1	GENERAL	4
2	LIMITATIONS	9
3	EMERGENCY AND MALFUNCTION PROCEDURES	11
4	NORMAL PROCEDURES	11
5	PERFORMANCE DATA	11
6	MASS AND BALANCE	12

FIGURES

FIGURE	TITLE	PAGE
1	General Layout	4
2	Instrument Panel MOD, PRE MOD AMD 07-3274 (AS 350 BA and B2)	5
3	Instrument Panel MOD, POST MOD AMS 07-3274 (AS 350 B2) .	6
4	Instrument Panel MOD, POST MOD AMS 07-4280 (AS 350 B2) .	7
5	Identification label on the throttle quadrant (AS 350 B2)	10

Transport Canada Approved





1. GENERAL

The subject left side pilot configuration is offered to provide better visibility during cargo sling operations and to improve space in the cabin for the installation of other optional equipment such as the Two Place Seat. Refer to General Layout, Figure 1.

With this modification installed, the pilot-in-command position is relocated from the RH side to the LH side of the aircraft. All flight instruments and the engine throttle, rotor brake, and fuel shut-off are relocated to the LH side. Refer to Figures 2, 3 and 4 for Instrument Panel layout.

The hand-held fire extinguisher, OAT probe, and load meter (if applicable) are also repositioned for pilot accessibility. For aircraft with load meters, a master caution light and a master light are added near the load meter.

Additionally, the center console switch panel installation is modified so that it is flush with the instrument panel.

MOD AMS 07-4280 introduced upgrades to the pilot compartment with the installation of the new Multiblock Center Console for the AS 350 B2.

This revision introduces the AS 350 B2 POST MOD AMS 07-3283/07-4685, which adds an idle stop to the throttle quadrant.

NOTE: MOD AMS 07-3274 is not applicable to the AS 350 BA.

NOTE: For English translation of AMS 07-3274 refer to Eurocopter Canada Limited Document Number DOC-E-0048.

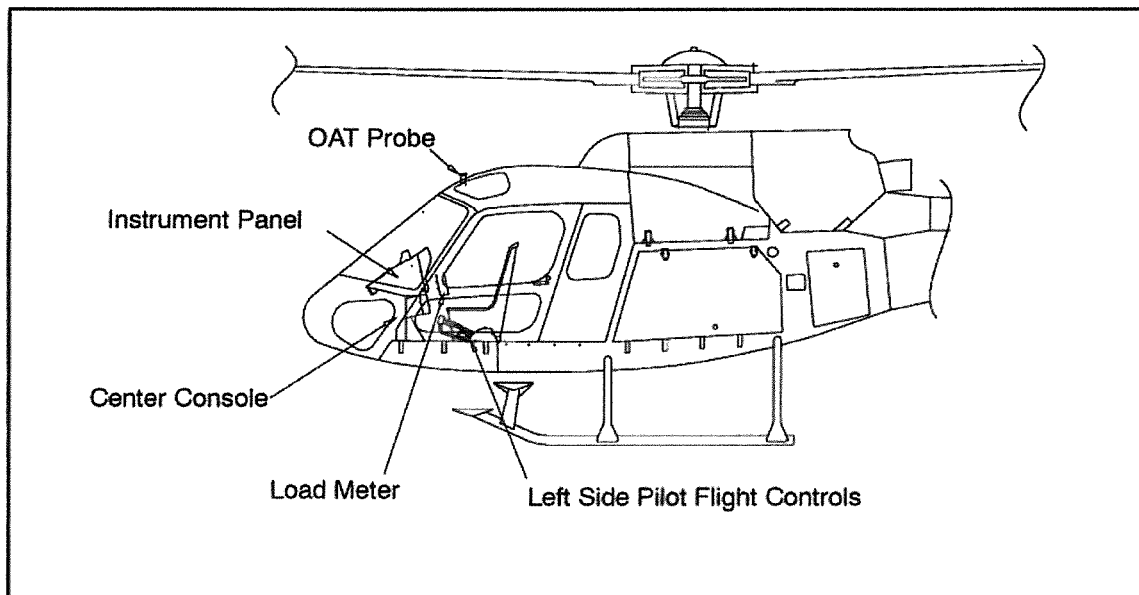


Figure 1 General Layout

Transport Canada - Unapproved

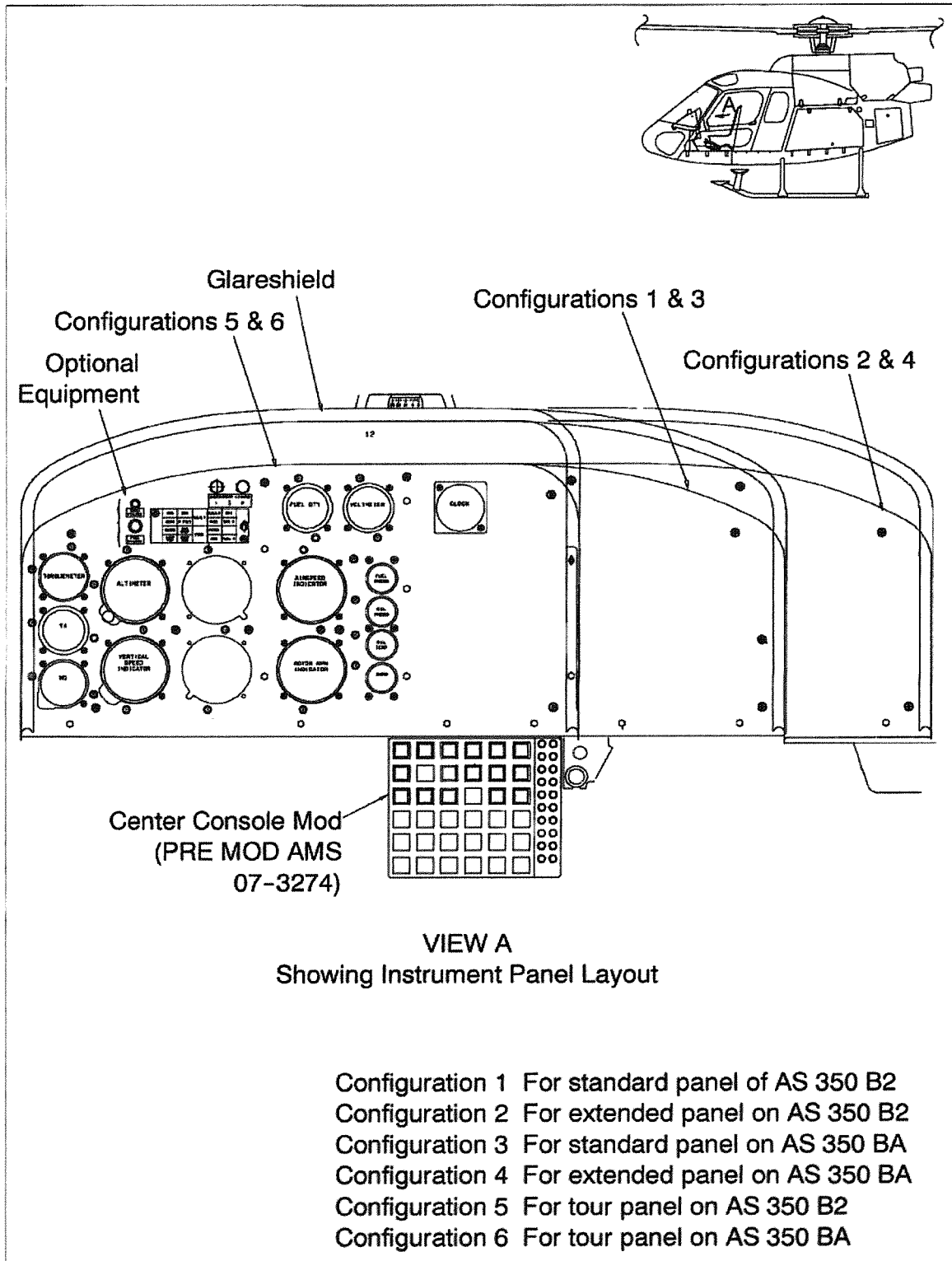


Figure 2 Instrument Panel MOD, PRE MOD AMS 07-3274 (AS 350 BA and B2)

Transport Canada - Unapproved

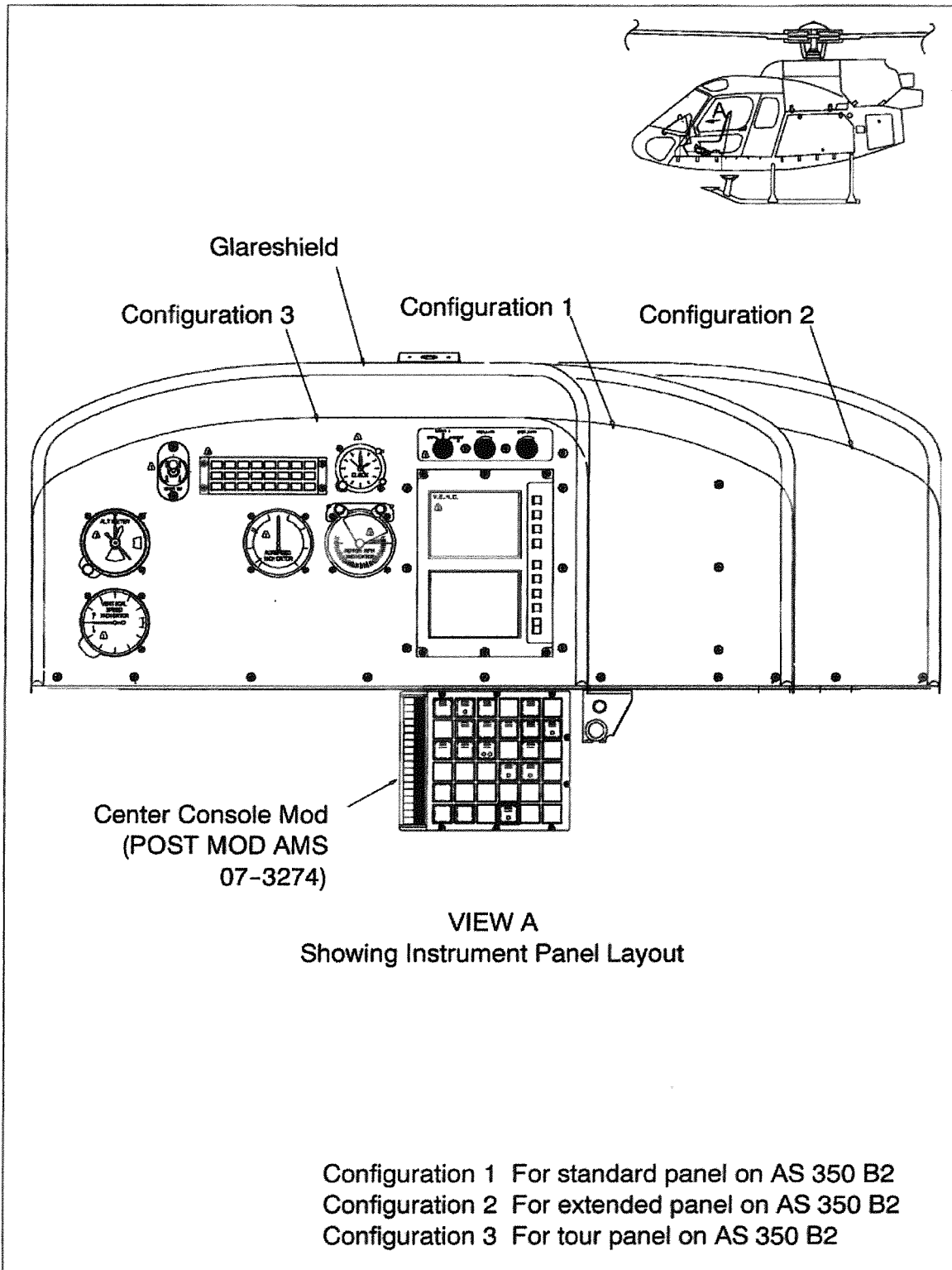


Figure 3 Instrument Panel MOD, POST MOD AMS 07-3274 (AS 350 B2)

Transport Canada - Unapproved

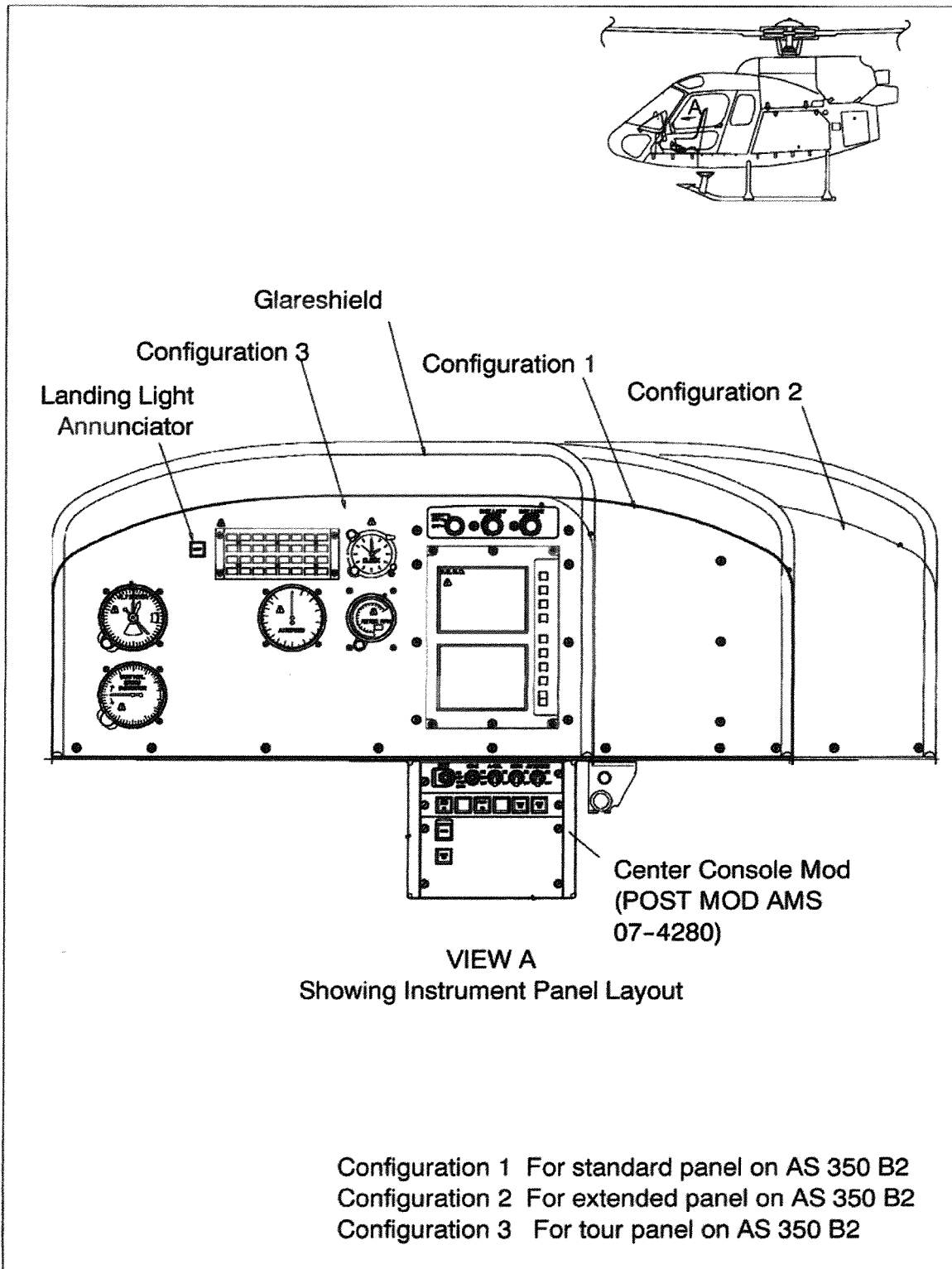


Figure 4 Instrument Panel MOD, POST MOD AMS 07-4280 (AS 350 B2)

Transport Canada - Unapproved



1. GENERAL (continued)

Abbreviations and Definitions

ABBREVIATION	DEFINITION
AMM	Aircraft Maintenance Manual
AMS	Avis de Modification
AW	Airworthiness
EC	Eurocopter France
ECL	Eurocopter Canada Limited
FMS	Flight Manual Supplement
LH	Left Hand
MDL	Master Drawing List
MOD	Modification
OAT	Outside Air Temperature
PAI	Aircraft Certification Designator
P/N	Part Number
RH	Right Hand
S/N	Serial Number
STC	Supplemental Type Certificate
TCCA	Transport Canada Civil Aviation

Transport Canada - Unapproved



2. LIMITATIONS

With the Left Side Pilot configuration installed, Section 2 is changed as follows:

a. Occupants

Minimum crew consists of one pilot in the left-hand seat.

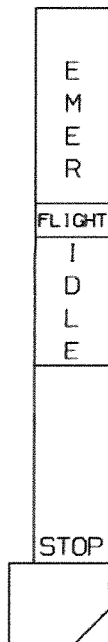
b. Type of Operations

- If dual control (ECL drawing number 350-400214) are installed, dual pilot operation is permitted on condition that the pilot-in-command is in the left-hand seat.

c. Placards

- There is one placard associated with the Left Side Pilot Configuration.

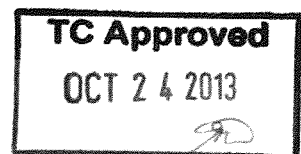
1) Placard:



Location: Located on the throttle quadrant in view of pilot on the AS 350 B2. It is only applicable to POST MOD AMS 07-3283/07-4685. Refer to Figure 5.

All other limitations specified in Section 2 of the basic Flight Manual remain applicable.

Transport Canada - Approved



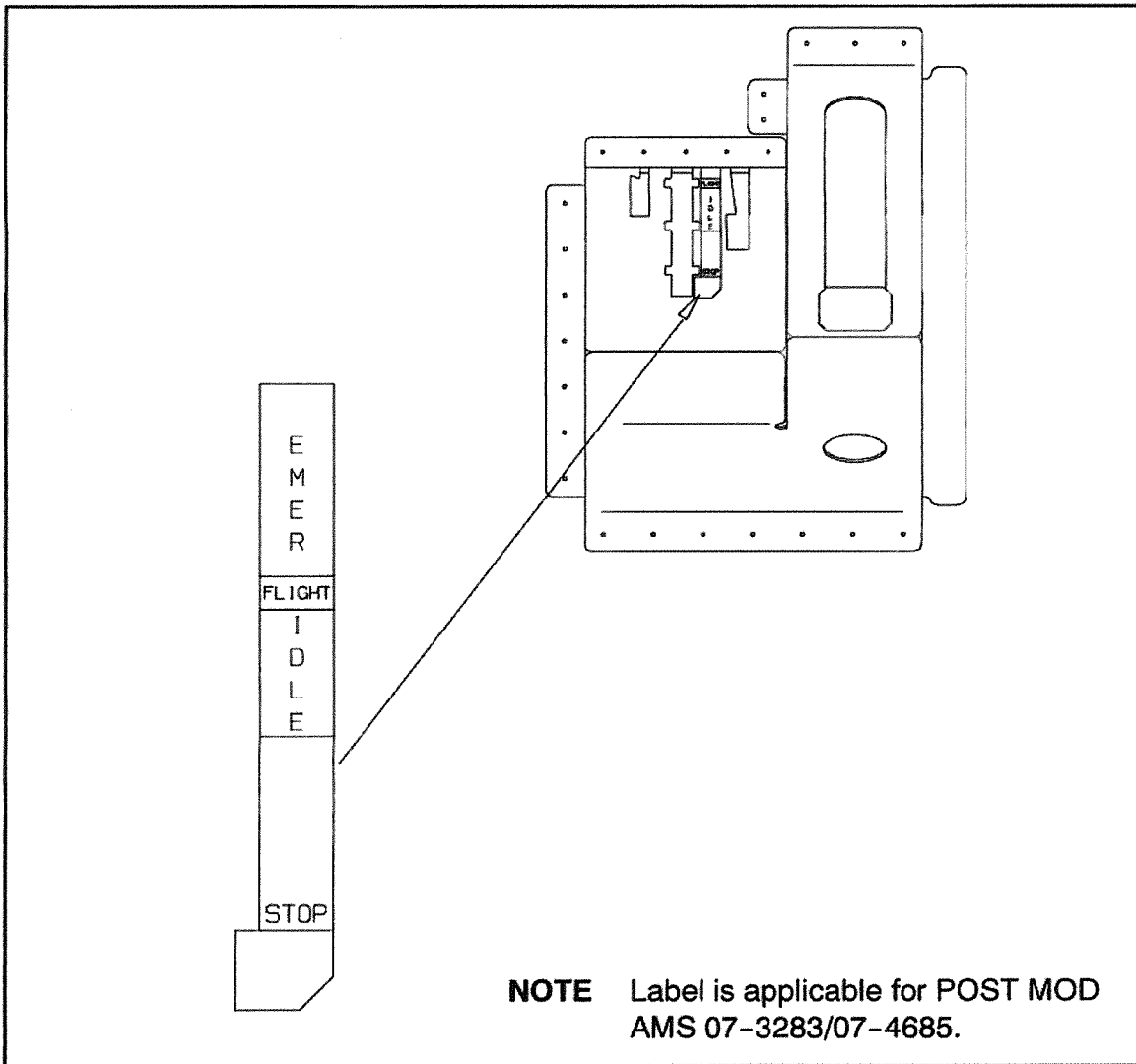
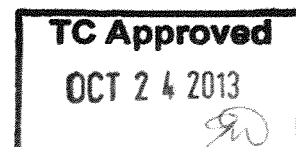


Figure 5 Identification label on the throttle quadrant (AS 350 B2)

Transport Canada - Approved



3. EMERGENCY AND MALFUNCTION PROCEDURES

For aircraft with load meter and master caution / warning light arrangements:

- | | |
|---|--|
| One of the master caution or master warning lights illuminates (CAUTION, WARNING, FIRE) | - Check annunciator panel, and follow standard Flight Manual procedures. |
|---|--|

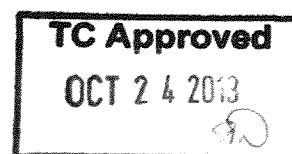
4. NORMAL PROCEDURES

No change to existing approved Flight Manual.

5. PERFORMANCE DATA

No change to existing approved Flight Manual.

Transport Canada - Approved





6. MASS AND BALANCE (removable items) (unapproved)

Total changes to weight and balance resulting from this modification are covered in the applicable Instructions for Continued Airworthiness.

Items that are removed between routine operations: Not applicable

Transport Canada - Unapproved

